



Rome/Floyd County Building Inspection Department Check List for Single Family Dwellings

We cannot accept or review any application until all items are provided

Address

If you live in Floyd County, contact the Floyd County Engineering Department @ 706-291-5114.
If you live within the city limits, contact the City of Rome Public Works Department @ 706-236-4466.

Driveway Permit

Floyd County residents, to obtain a driveway permit, contact Floyd County Engineering Department located @ 12 E. 4th Avenue, 706-291-5114.

Zoning Verification

This form states the required setbacks for properties located in Rome & Floyd County. The Zoning Office is located @ 607 Broad Street, 706-236-4675 or 236-5025.

Site Plan/Erosion Control Plan

You are required to submit a site plan to show that the selected site complies with provisions of the standard building code. The location of the proposed dwelling must be outlined on the site plan. Also required are setbacks, sediment barriers, and construction entrance locations.

Septic Tank/Sewer Receipt

If your home will be connected to a septic tank, you must provide us with a certificate from the Floyd County Health Department located @ 16 E. 12th Street, 706-295-6316.

If your home will be connected to public sewer, you must provide us with a receipt from the City of Rome Water Billing Office or Floyd County Water Department depending upon your location.

Building Plans

In the review process, you must submit 1 full set of building plans. The plans must consist of foundation plan, framing plan, and exterior elevations. **Building plans need to be submitted electronically or as 11 x 17 hard copy.**

Please email jfranks@romega.us & sroberson@romega.us

Rome/Floyd County Building Inspection Department
Single Family Dwellings Plan Review

Date: _____

Project Address: _____

Subdivision: _____

PROPERTY OWNER INFORMATION:

NAME: _____

ADDRESS: _____

CELL PHONE: _____

EMAIL: _____

CONTRACTOR INFORMATION:

NAME: _____

ADDRESS: _____

CELL PHONE: _____

EMAIL: _____

Building Dimensions (Overall): _____ x _____ Number of Stories: _____

Heated Square Feet: _____ Unheated Square Feet: _____

Cost of Construction: _____

Number of Total Rooms: _____ Bedrooms: _____ Baths: _____

Contractor Affidavit

This form must be completed, signed and submitted to the Rome/Floyd County Inspections Department.

Combination Permit Number _____ Date of Permit Issuance _____

Contractor _____

State Card # _____

Electrical Contractor

Company or Contractor _____

Address _____

State Card # _____ Issued Date _____

Card Holder's Signature _____

Plumbing Contractor

Company or Contractor _____

Address _____

State Card # _____ Issued Date _____

Card Holder's Signature _____

Conditioned Air Contractor

Company or Contractor _____

Address _____

State Card # _____ Issued Date _____

Card Holder's Signature _____

I DO CERTIFY THAT I AM RESPONSIBLE FOR EACH REQUIRED LICENSED CONTRACTOR.
ANY FALSE INFORMATION WILL VOID PERMIT.

X _____

Rome/Floyd County Building Inspection Department 1&2 Family Dwellings Inspection Procedures:

1. Footing Inspection – Prior to concrete placement.
2. Underslab Plumbing Inspection – Test required.
3. Slab Inspection – Prior to concrete placement.
4. Basement Wall Inspection – Prior to concrete placement.
5. Foundation Inspection – Prior to framing.
6. Floor Joist Inspection
7. Sheathing Inspection – Prior to siding
8. Rough-In Inspections – PLG, electrical, HVAC, gas lines, fireplaces.
9. Framing Inspection – After or concurrent with rough-ins.
10. Electrical Meter Inspection – for service.
11. Gas Inspection – for service.
12. Driveway Pipe Inspection.
13. Final Inspections – Concurrently for Certificate of Occupancy.

Policies Regarding Inspections:

1. All inspections require a minimum of 24 hour notice.
2. All inspections shall be scheduled through the Building Inspection office 706-236-4480.
3. When calling in your inspection, you must have the address, permit number, and type of inspection before your inspection is scheduled.
4. Appointments may be scheduled by the inspector after an inspection has been assigned to the inspector and as their schedule will allow. Consideration is given to time sensitive inspections such as electrical changer-overs, footings, slabs, etc.
5. No inspection will be made if erosion control measures are not in place and acceptable. (Re-inspection fee will be required).

Re-inspection fees are currently \$60.00

Rome/Floyd County Building Inspection Department

Required Minimum Building Plans: Single Family Dwelling

Site Plan (Plot Plan)

1. Property Boundary Lines and Adjacent Public Ways (roads, waterways, railways, etc.).
2. Adjacent Property Owners and Uses.
3. Existing Structures and Easements.
4. Location of Proposed Improvements and Minimum Setbacks.
5. Flood Plain Areas; if applicable.

Foundation Plan/Basement Plan

1. Footing Size(s), Location, and Type.
2. Include Reinforcement Steel Information and Concrete Type.
3. First Floor Framing Information: (Girders, Beams, Joists-Grade, Sizes and Spans.) Foundation Vent Locations.
4. Slab Information: Thickness, Strength, and Expansion/Crack Control.
5. Foundation Wall: Material, Thickness, Moisture Proofing and Reinforcement Schedule as Required.

Floor Plan

1. Room Layout, Names, and Dimensions.
2. Door and Window Sizes and Types.
3. Fire Protection Requirements: Garages, Stairways, Smoke Detector Location, Exits.
Ceiling or Second Floor Framing Information: Bearing Walls and Columns; Beams and Joists-Grades, Sizes, and Spans.
4. Porches and Decks: Framing Information, Flashings, and Supports.
5. Location of HVAC Equipment, Electrical Service Panel and Meter, Appliances, Plumbing Fixtures, Fires Places and Other Major Accessories.

Exterior Elevations

1. Exterior Finishes; (Siding, Roofing, Etc.)
2. Handrails and Guardrails.
3. Roof Slopes.
4. Chimneys.
5. Doors and Windows: Sizes and Types.

Additional Information Required for Plan Review

1. Septic Tank Certificate or Sewer Receipt (as applicable).
2. Verification of Water Source to Property.
3. Zoning Verification: City and County.
4. Property Address.



Rome/Floyd County

Building Department
607 Broad Street
Rome, Georgia 30165
(706) 236-4481



HOME OWNER AFFIDAVIT

Date _____

Job Address _____

As the owner of the above mentioned property which is a single residence, and which is, or will be on completion my place of residence and no part of which is used for rental or commercial purposes nor is contemplated for such purpose, I hereby make application for a Homeowner's permit to install/construct/add _____ as listed on the permit application.

I certify that I am familiar with the provisions of the applicable Codes, Ordinance(s) and the rules governing the type of installation which is contemplated at the above mentioned location and hereby agree to make the installation in conformance with the Ordinance(s).

In making this application, I realize I am assuming the *responsibility of a licensed contractor* for the installation of work mentioned in the permit application.

OWNER: _____

ADDRESS: _____

CELL NUMBER: _____

EROSION AND SEDIMENT CONTROL AFFIDAVIT FOR INDIVIDUAL
ONE and TWO FAMILY RESIDENTIAL LOTS
ROME / FLOYD COUNTY
BUILDING INSPECTION DEPARTMENT
607 Broad Street, Rome, Georgia 30162
(706) 236-4480

A building permit WILL NOT be issued until this form is completed.

Job Site Address: _____

Property Owner: _____

Address: _____

Phone: _____

General Contractor: _____

Address: _____

Phone: _____

My signature hereto signifies that I am the person responsible for compliance with the Rome / Floyd County Erosion and Sediment Control Ordinance for this building project. I hereby acknowledge that proper erosion control measures shall be used on this site which includes as a minimum the following:

1. The most appropriate option, from the back of this form, is option ____ or a combination of options ____ & ____.
2. Installation and regular maintenance of silt barriers at all points where surface water flows from the building lot; and
3. Installation and regular maintenance of a stone (1.5" – 3.5") driveway entrance/exit pad (15' wide x 20' long x 6" deep) to minimize the tracking of mud into the street; and
4. Immediate removal of any accumulation of mud, debris or sediment from the street; and
5. Conduct no land disturbing activities within 25 feet of the banks of any stream, lake, wetland or other water body classified as state waters; and
6. Establish temporary vegetation and or mulch on any disturbed areas upon completion of grading operations. **Lot shall at a minimum be seeded and mulched in order to receive a Certificate of Occupancy.**
7. Install other measures as found necessary by onsite inspection by Rome / Floyd County; and
8. Remove and properly dispose of silt fencing once property has adequate ground cover established.

SEE REVERSE SIDE FOR STANDARD EROSION CONTROL PLAN AND SPECIFICATIONS

I hereby further acknowledge that items 1&2 above shall be inspected and approved onsite by building inspection staff prior to or concurrent with any other required inspections. Failure to comply with erosion control requirements may result in the issuance of stop work orders, suspension of all permits and inspections and or issuance of a citation to appear before Rome Municipal or Floyd Magistrate Court for failure to comply with erosion control requirements.

Signature

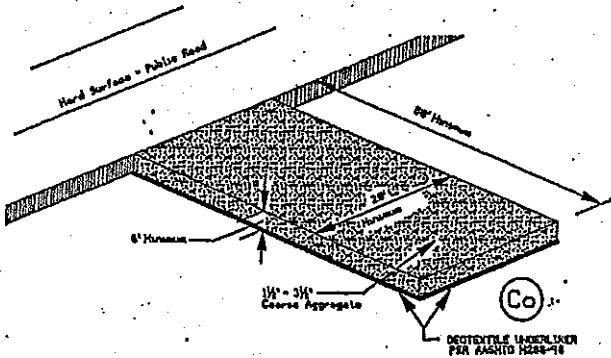
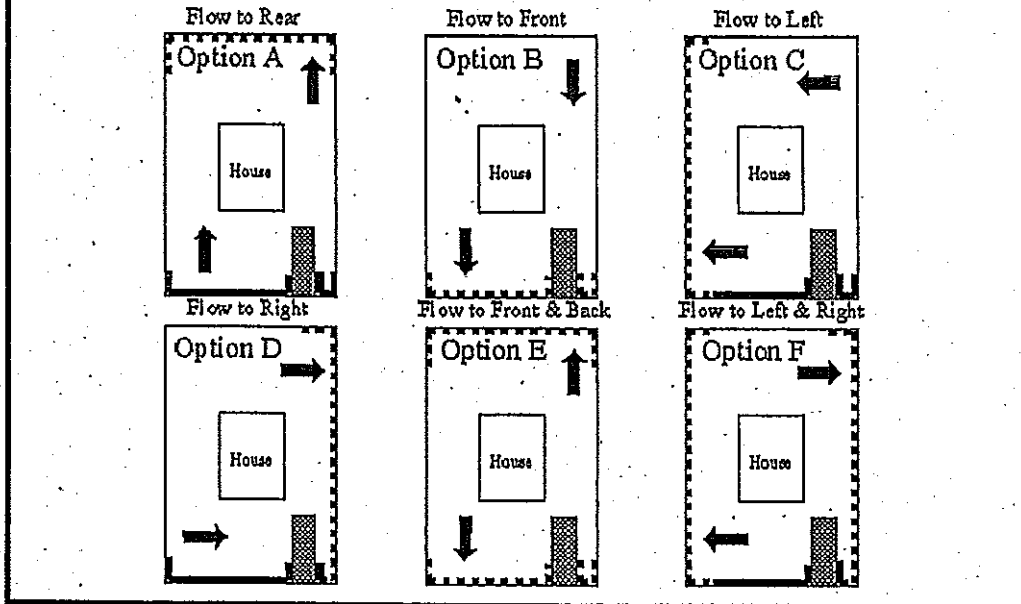
Date

SEDIMENTATION & EROSION CONTROL OPTIONS

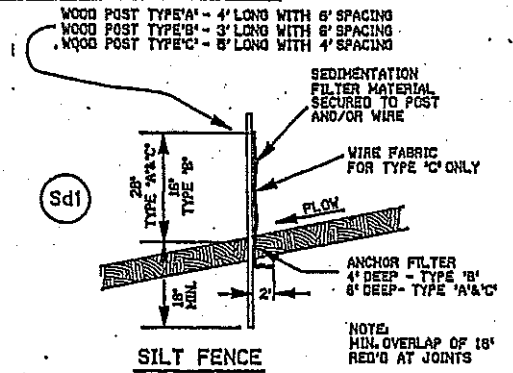
INSTRUCTIONS: Identify one or any combination of letters for the sedimentation control schematic that best describes the measures that will be used on this property during construction.

Legend

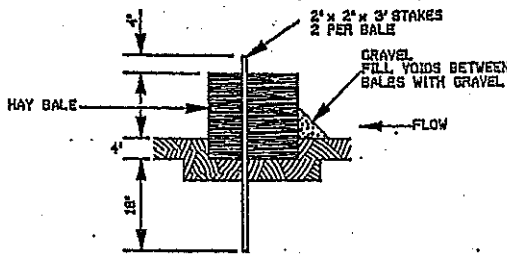
- ■ ■ ■ ■ Silt Fence
- ▨ Construction Entrance
- ➔ Direction of Flow (Point downhill)
- ▬ Barricade Fence (Such as silt fence, tree protection fence, etc.)



GRAVEL CONSTRUCTION ENTRANCE



SEDIMENT BARRIERS



HAY BALE SILT BARRIER

Table 1. Mulching Application Requirements.

Material	Rate	Depth
Straw or hay	2 1/2 Ton/Acre	6" to 10"
Wood waste, chips, sawdust, bark	6 to 9 Ton/Acre	2" to 3"
Cutback asphalt	1200 gal./acre or 1/4 gal./sq. yd.	—
Polyethylene film	Secure with soil, anchors, weights	—
Cutback asphalt	See manufacturer's recommendations	—
Geotextiles, jute matting, netting, etc.	See manufacturer's recommendations	—

Table 2. Some Temporary Plant Species, Seeding Rates and Planting Dates

Species	Rates Per 1,000 sq. ft.	Rates per Acre	Planting Dates by Region		
			M-L	P	C
Rye (Grain)	3.9 lbs.	3 bu.	8/15-11/19	9/15-12/1 3/1-4/1	10/1-11/1
Ryegrass	0.9 lb.	40 lbs.	8/15-11/15	9/1-12/15	9/15-1/1
Rye and Annual Lespedeza	0.6 lb. 0.6 lb.	0.5 bu. 24 lbs.	3/1-4/1	3/1-4/1	2/1-3/1
Weeping Lovegrass	0.1 lb.	4 lbs.	4/1-6/1	4/1-6/1	3/1-6/1
Sudangrass	1 lb.	60 lbs.	5/1-8/1	5/1-8/1	4/1-8/1
Browntop Millet	1.1 lbs.	50 lbs.	4/15-6/15	4/15-7/1	4/15-7/1
Wheat	4.1 lbs.	3 bu.	9/15-12/1	10/1-12/15	10/15-1/1

1. Unusual site conditions may require heavier seeding rates.
2. Seeding dates may need to be altered to fit temperature variations and local conditions.